



Micro Commercial Components

Micro Commercial Components  
 20736 Marilla Street Chatsworth  
 CA 91311  
 Phone: (818) 701-4933  
 Fax: (818) 701-4939

**2SC2482**  
**2SC2482-O**  
**2SC2482-Y**

## Features

- High Voltage:  $V_{ce0}=300V$
- Small collector output capacitance:  $C_{ob}=3.0pF(Typ)$

## Maximum Ratings

| Symbol    | Rating                           | Rating      | Unit        |
|-----------|----------------------------------|-------------|-------------|
| $V_{CE0}$ | Collector-Emitter Voltage        | 300         | V           |
| $V_{CBO}$ | Collector-Base Breakdown Voltage | 300         | V           |
| $V_{EBO}$ | Emitter-Base Voltage             | 7.0         | V           |
| $I_C$     | Collector Current                | 0.1         | A           |
| $P_C$     | Collector Power Dissipation      | 0.9         | W           |
| $T_J$     | Operating Junction Temperature   | -55 to +150 | $^{\circ}C$ |
| $T_{STG}$ | Storage Temperature              | -55 to +150 | $^{\circ}C$ |

**NPN**  
**Epitaxial Silicon**  
**Transistor**

## Electrical Characteristics @ 25 $^{\circ}C$ Unless Otherwise Specified

| Symbol | Parameter | Min | Max | Units |
|--------|-----------|-----|-----|-------|
|--------|-----------|-----|-----|-------|

### OFF CHARACTERISTICS

|               |                                                               |     |     |         |
|---------------|---------------------------------------------------------------|-----|-----|---------|
| $V_{(BR)CEO}$ | Collector-Emitter Breakdown Voltage<br>( $I_C=3mA, I_B=0$ )   | 300 | --- | Vdc     |
| $V_{(BR)CBO}$ | Collector-Base Breakdown Voltage<br>( $I_C=100\mu A, I_E=0$ ) | 300 | --- | Vdc     |
| $V_{(BR)EBO}$ | Emitter-Base Breakdown Voltage<br>( $I_E=100\mu A, I_C=0$ )   | 7   | --- | Vdc     |
| $I_{CBO}$     | Collector Cutoff Current<br>( $V_{CB}=240Vdc, I_E=0$ )        | --- | 1.0 | $\mu A$ |
| $I_{CEO}$     | Collector Cutoff Current<br>( $V_{CB}=220Vdc, I_B=0$ )        | --- | 5.0 | $\mu A$ |
| $I_{EBO}$     | Emitter Cutoff Current<br>( $V_{EB}=7Vdc, I_C=0$ )            | --- | 1.0 | $\mu A$ |

### ON CHARACTERISTICS

|               |                                                                 |     |     |     |
|---------------|-----------------------------------------------------------------|-----|-----|-----|
| $h_{FE(1)}$   | DC Current Gain<br>( $I_C=20mA, V_{CE}=10Vdc$ )                 | 30  | 150 | --- |
| $V_{CE(sat)}$ | Collector-Emitter Saturation Voltage<br>( $I_C=10mA, I_B=1mA$ ) | --- | 1.0 | Vdc |
| $V_{BE}$      | Base-Emitter Saturation Voltage<br>( $I_C=10mA, I_B=1mA$ )      | --- | 1.0 | Vdc |
| Cob           | Collector output capacitance<br>$V_{CB}=20V, I_E=0, f=1MHz$     | 3   |     | pF  |

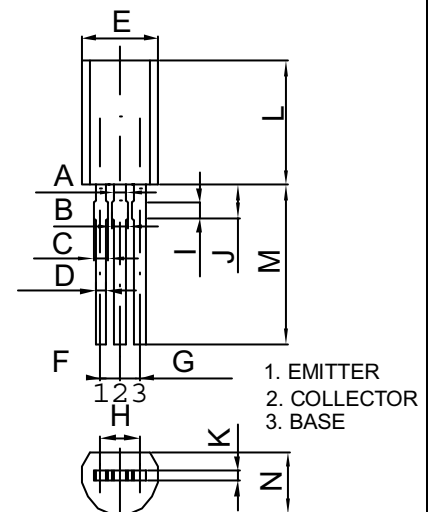
### SMALL-SIGNAL CHARACTERISTICS

|       |                                                               |    |     |     |
|-------|---------------------------------------------------------------|----|-----|-----|
| $f_T$ | Transistor Frequency<br>( $I_C=20mA, V_{CE}=10Vdc, f=30MHz$ ) | 50 | --- | MHz |
|-------|---------------------------------------------------------------|----|-----|-----|

### CLASSIFICATION OF $h_{FE(1)}$

|       |       |        |
|-------|-------|--------|
| Rank  | O     | Y      |
| Range | 30-90 | 90-150 |

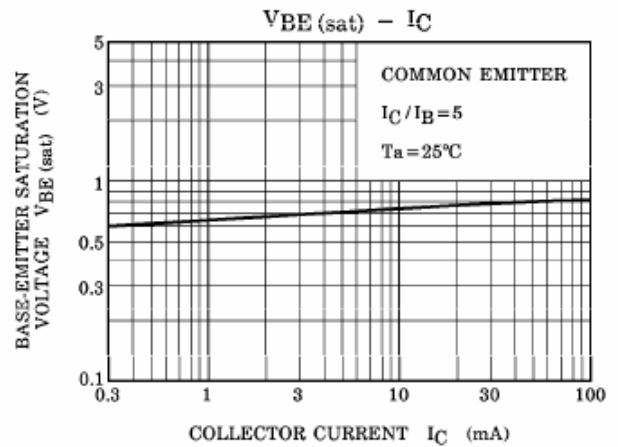
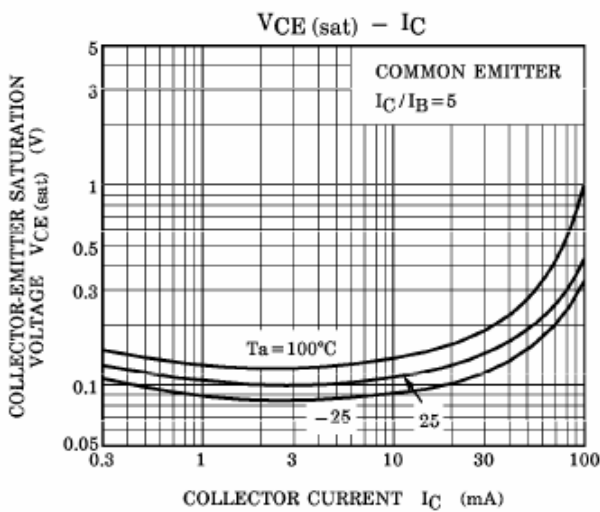
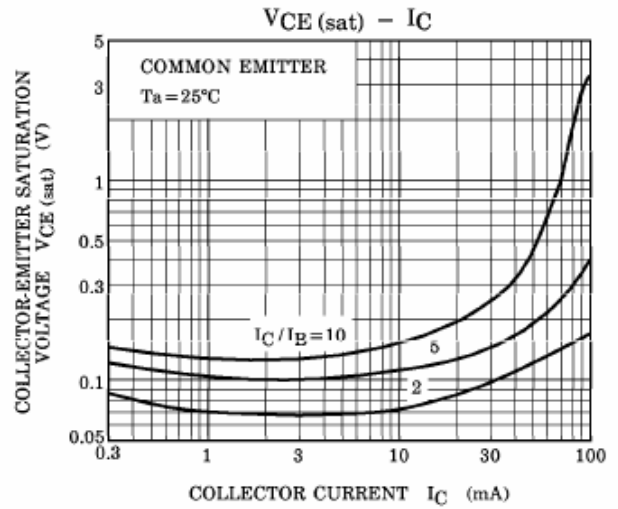
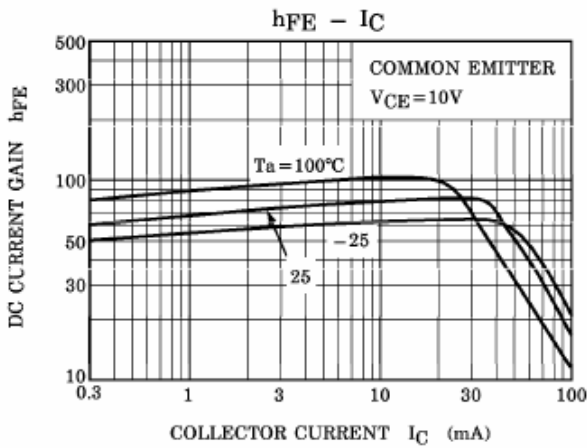
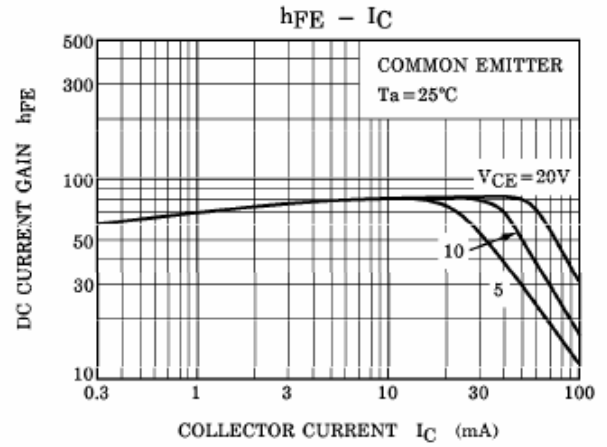
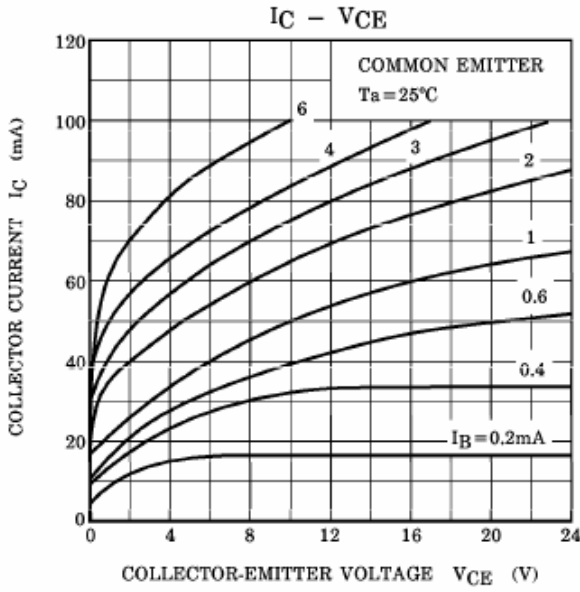
TO-92MOD




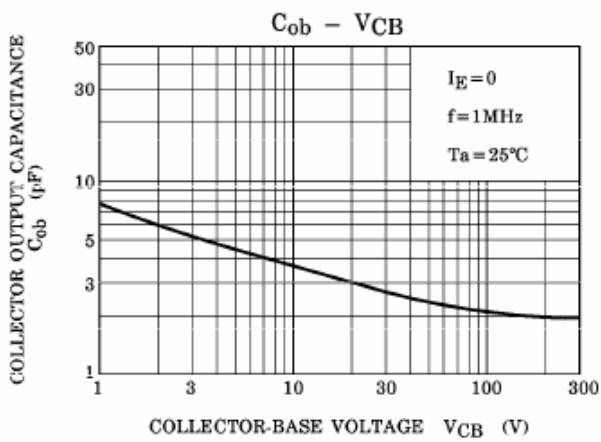
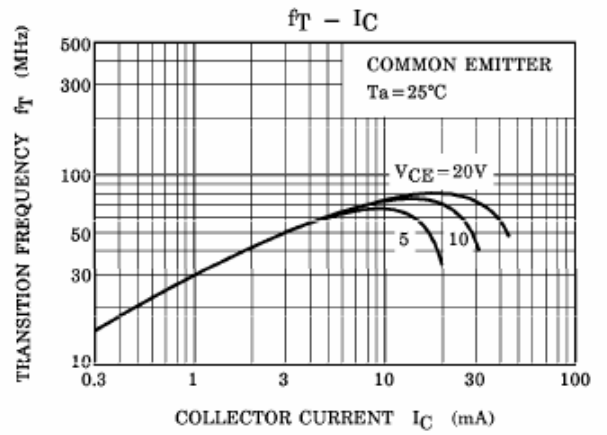
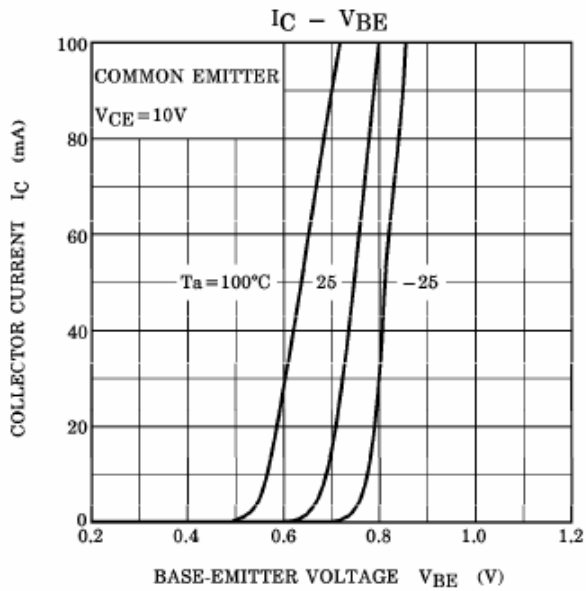
| DIM | DIMENSIONS |      |      |       | NOTE |
|-----|------------|------|------|-------|------|
|     | INCHES     |      | MM   |       |      |
| A   | ---        | .030 | ---  | .750  |      |
| B   | ---        | .039 | ---  | 1.00  |      |
| C   | ---        | .031 | ---  | .80   |      |
| D   | ---        | .024 | ---  | 0.60  |      |
| E   | ---        | .201 | ---  | 5.10  |      |
| F   | .050       |      | 1.27 |       |      |
| G   | .050       |      | 1.27 |       |      |
| H   | .100       |      | 2.54 |       |      |
| I   | .039       |      | 1.00 |       |      |
| J   | ---        | .087 | ---  | 2.20  |      |
| K   | ---        | .024 | ---  | .60   |      |
| L   | ---        | .323 | ---  | 8.20  |      |
| M   | ---        | .413 | ---  | 10.50 |      |
| N   | ---        | .161 | ---  | 4.10  |      |

[www.mccsemi.com](http://www.mccsemi.com)

# 2SC2482



# 2SC2482





TM

Micro Commercial Components

**\*\*\*IMPORTANT NOTICE\*\*\***

*Micro Commercial Components Corp.* reserves the right to make changes without further notice to any product herein to make corrections, modifications, enhancements, improvements, or other changes. *Micro Commercial Components Corp.* does not assume any liability arising out of the application or use of any product described herein; neither does it convey any license under its patent rights, nor the rights of others. The user of products in such applications shall assume all risks of such use and will agree to hold *Micro Commercial Components Corp.* and all the companies whose products are represented on our website, harmless against all damages.

**\*\*\*APPLICATIONS DISCLAIMER\*\*\***

Products offer by *Micro Commercial Components Corp.* are not intended for use in Medical, Aerospace or Military Applications.