

MINT1400A

400W Single Output Series



Medical – Universal Input Power Supply

2 Year Warranty

- Compact 3.94" x 7" x 1.58", 1U compatible
- 9.5 W/in³
- 300W Convection Rating
- Efficiency up to 91%
- 12Vdc to 48Vdc outputs, up to 400W
- Remote ON/OFF by PS-ON Signal
- Safety approved to Medical and ITE Standards
 - EN/IEC/UL60601-1 and CSA 601.1
 - CSA/EN/IEC/UL60950-1, 2nd Edition
- Compliant to EN55011/22 Conducted Noise, Class B
- RoHS Compliant – Category 6



International Safety Standard Approvals



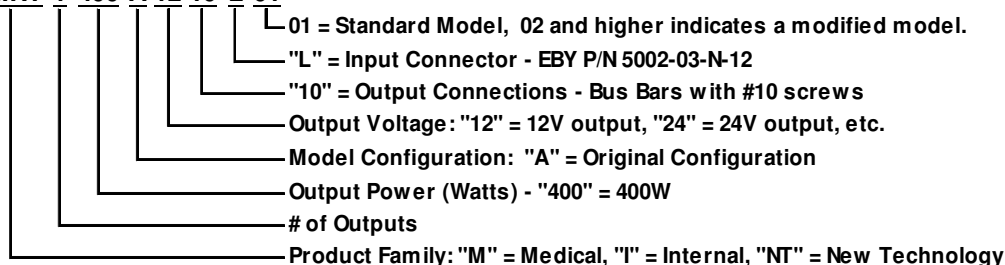
Specifications

All Specifications are typical at nominal input, full load at 25°C unless otherwise stated.

AC Input	80-270VAC, 47-63 Hz single phase. (See Note 1)	Turn On Time	500mSec maximum
Input Current Input	120VAC: 4.2A, 230VAC: 2.1A	Hold-up Time	20 ms at 400W
Inrush Current Input	Active circuit, 37A max	Oversvoltage Protection	See chart
Input Fuses	F1, F2: 6.3A	Overload Protection	Cycling type, 470W typical
Power Factor	0.99 typical, 0.96 minimum	Overtemperature Protection	Provided on all models, auto-recovery. See page 2 for cooling information
Efficiency	Typical 88% @ 120VAC, 91% @ 240VAC	Switching Frequency	Output: 170kHz ± 8kHz; PFC: 90kHz, ± 8kHz; Bias: 100kHz, ± 6 kHz
Remote Sense	Compensates for up to 500mV drop on output leads	Safety Standards	Medical: EN/IEC/UL 60601-1, CSA 601.1 ITE: CSA/EN/IEC/UL 60950-1, 2nd Edition
Output Power	400W with fan cooling. See derating chart for other conditions. Peak: 450W for 1 min., 10% duty cycle	Isolation	Input-Output: 4000VAC, Input-Ground: 1500VAC, Output-Ground
Ripple and Noise	1% pk-pk max., 20MHz BW, differential mode	Earth Leakage Current	100µA at 120VAC, 60Hz Normal. 400µA at 264Vac, 60Hz SFC.
Output Voltages	See chart. Voltages adjustable +/- 5%	Operating Temperature	0° to 70°C, refer to derating curve for ratings >40°C
Total Regulation	See chart	Storage Temperature	-40 to +85°C
Minimum Load	Not required	Relative Humidity	5% to 95%, non-condensing
Transient Response	500µs to 1%, 0.2A/µs, 3.5% Deviation	Altitude	Operating: -500 to 10,000 ft. Non-Operating: -500 to 40,000 ft.
Shock and Vibration	Shock: MIL-STD-810E, 516.4 part IV Vibration: 5Hz – 500Hz, 2.5 Grms		

Model Number Key

MINT 1 400 A 12 10 L 01



MINT1400A

400W Single Output Series



Medical – Universal Input Power Supply

2 Year Warranty

Model Number	Output Volts (V)	Output Parameters		Ripple & Noise	Total Regulation
		Fan Cooled	Convection		
MINT1400A1210L01	12V	33.0A	25.0A	1%	2%
MINT1400A2410L01	24V	16.7A	12.5A	1%	2%
MINT1400A2810L01	28V	14.3A	10.7A	1%	2%
MINT1400A4810L01	48V	8.30A	6.30A	1%	2%

Note 1: When the input voltage is <90Vac, derate output power to 300W fan cooled, or 250W convection.

Signals

Inhibit:
TTL LOW to inhibit

PS Off:
TTL HIGH to inhibit

Pwr OK
TTL HIGH when AC is OK, 100-200 mS delay.

Pwr OK
PF LOW 4 mS warning before loss of output regulation.

DC OK:
HIGH when output is >90% of nominal

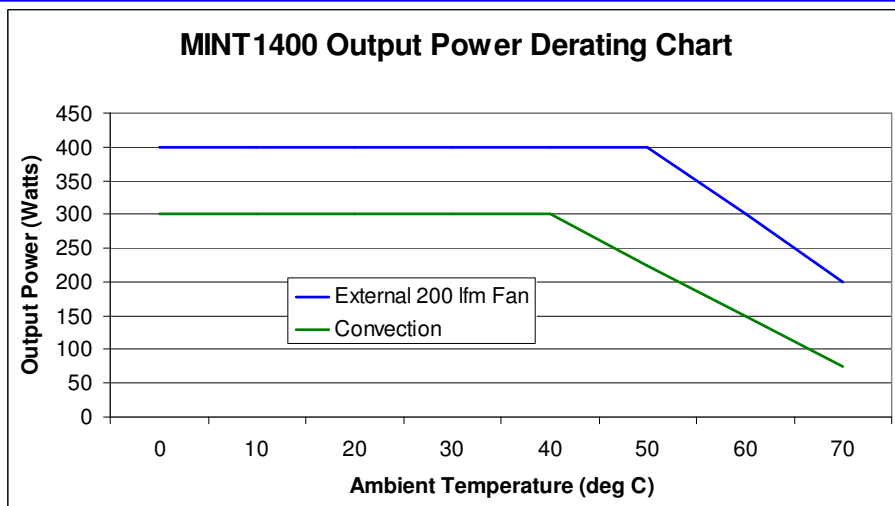
Fan Output:
12Vdc @ 250 mA.

5V Standby Voltage:
Always on, up to 100mA.

EMI/EMC Compliance

Conducted Emissions	EN55011/22 Class B
Radiated Emissions	EN55011/22 Class A
Voltage Fluctuations	EN61000-3-3, complies
Static Discharge Immunity	EN61000-4-2, 6kV Contact Discharge, 8kV air discharge
Radiated RF Immunity	EN61000-4-3, 3V/m.
EFT/Burst Immunity	EN61000-4-4, 2kV/5kHz..
Line Surge Immunity	EN61000-4-5, 1kV differential, 2kV common-mode
Conducted RF Immunity	EN61000-4-6, 3Vrms
Power Frequency Magnetic Field Immunity	EN61000-4-8, 3A/m
Voltage Dip Immunity	EN61000-4-11 criteria A @ 250 Watts or less.
Line Frequency Harmonics	EN61000-3-2, Class A

Output Power Derating Curve



Note: For convection cooling, the power supply is required to be mounted on a heatsink or system chassis with a minimum of 150 in² of surface area.

MINT1400A

400W Single Output Series

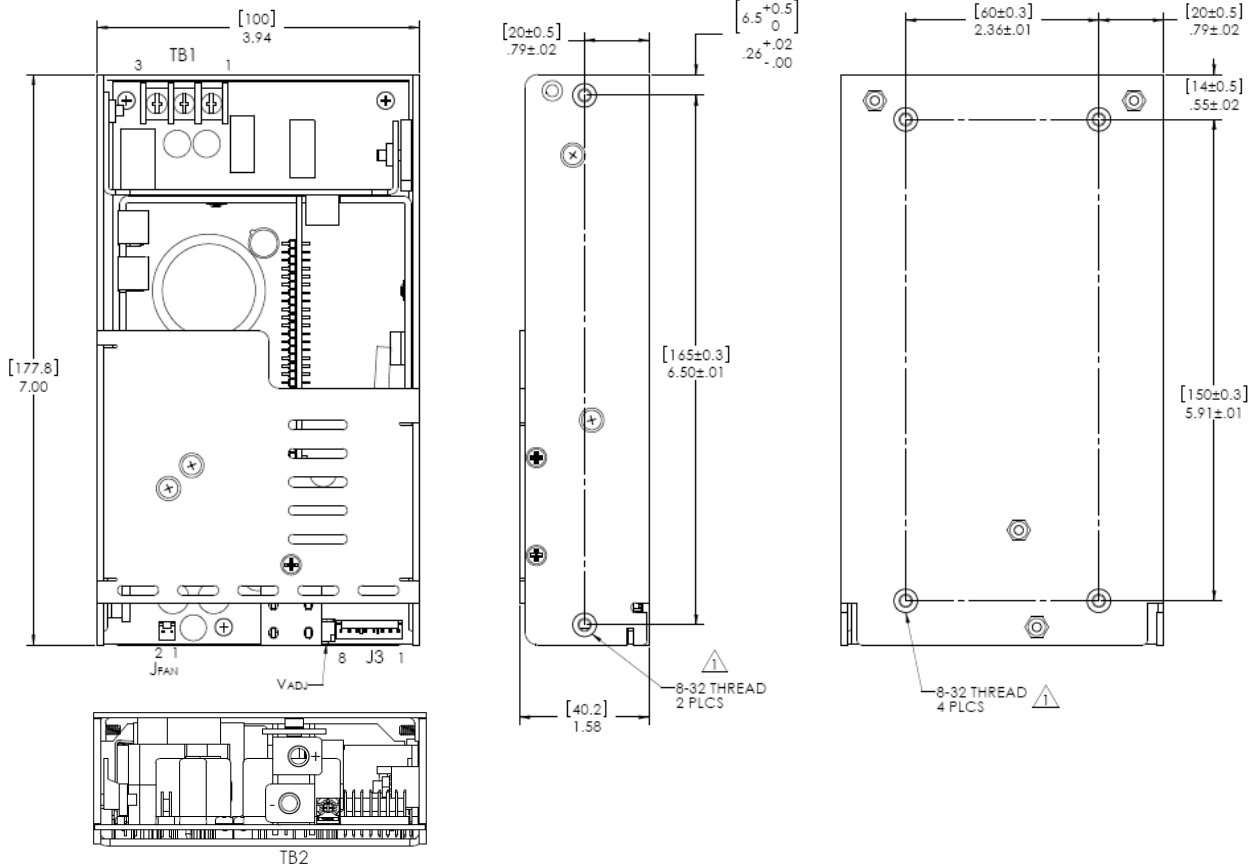
Medical – Universal Input Power Supply



2 Year Warranty

Outline Drawing & Connector Information

WEIGHT: 1.6 LBS [0.75 Kg]



Connector Information

INPUT CONNECTOR (TB1):

Pin 1	Pin 2	Pin 3	Manufacturer's P/N:
AC Line	Neutral	Ground	EBY P/N 5002-03-N-12

SIGNAL CONNECTOR (J3) (optional):

Pin 1	Pin 2	Pin 3	Pin 4	Manufacturer's P/N:
PS OFF	INHIBIT	PWR OK	DC OK	
Pin 5	Pin 6	Pin 7	Pin 8	
RTN	+5V Standby	- SENSE	+ SENSE	

DC OUTPUT CONNECTORS (TB2):

Pin 1	Pin 2	Manufacturer's P/N:
+Vout	-Vout	Bus bars with #10 screws

FAN OUTPUT CONNECTOR (J4) (optional):

Pin 1	Pin 2	Manufacturer's P/N:
+12V @ .25A	RTN	AMP P/N 640456-2

MATING CONNECTORS:

Mate For:	Manufacturer's P/N:	Options:	Mate For:	Manufacturer's P/N:
J1	#6-32 Lug, 0.325 Center	Signals	J3	AMP P/N 1375820-8, Pins: 1375813-3
TB2	Wire - sized for output current rating.	Fan Output	J4	AMP P/N 1375820-2, Pins: 1375813-3